

Dear Year 7 Student

Your teachers have asked you to complete the following work in the summer holidays and bring to your first subject lesson in September or submit via Google classroom. Try to plan your time well and spread the tasks out over the holiday your teachers will schedule the work for you on Google classroom to help you with this. Good luck with all the tasks and we look forward to seeing your work when you join year 8 in September.

Art

Fill an A3 sheet with drawings of natural forms, fruit, vegetables, shells, conkers and seed pods. Bring your work to your first Art lesson in September.

English

To create a 3 slide powerpoint presentation on a famous 19th century author, poet or playwright and deliver your research to your new English class.

The focus of your presentation should be:

Slide 1 their background/life/death

Slide 2 what inspired them to write/any interesting facts about their writing

Slide 3 a summary of their most famous works of writing and why they became so popular.

Each slide should include a clear title, size 14 font, an interesting layout and some images to accompany the text.

Your presentation should not be longer than 5 mins and you may be asked some questions by your class teacher and members of the class at the end of your presentation.

Good luck!

Geography

You must conduct the following survey on at least five different members of your family/friends. Once you have done this you will be able to assess their carbon footprint (the lower the carbon footprint the more environmentally friendly you are). Having done this you should design an advertising campaign targeted at lowering the carbon footprint of your family and friends, addressing one of the weak areas highlighted in this survey.

You could produce one of the following

- A poster
- A leaflet outlining solutions to the problem

Carbon Footprints Survey

How energy efficient are your family and friends? Do a survey and tally your results.

How do you travel to work/ school?

- a) on foot or by bicycle
- b) by public transport
- c) by car

How many cars does your family have?

- a) None
- b) one
- c) two or more

Apart from travelling to work/ school, how do you usually travel?

- a) on foot or by bicycle
- b) by public transport
- c) by car

What type of house do you live in?

- a) flat or apartment
- b) a terrace
- c) detached or semi-detached

What do you do with waste packaging in your household?

- a) recycle everything possible
- b) recycle it sometimes
- c) put it all in the bin

How often do you eat meat?

- a) never, I'm vegetarian
- b) a few times a week
- c) every day

How many lightbulbs in your house are energy-saving bulbs?

- a) all
- b) some
- c) none

How many flights have you taken in the last 12 months?

- a) none
- b) just one return flight
- c) two or more return flights

Letter of Answer	Total
A	
B	
C	

How would you assess your results? Does it show a large carbon footprint?

Mostly As

Your carbon footprint is quite small. Well done! Walking and riding a bike and taking public transport cut down on the carbon dioxides you produce. Keep up the good work with recycling and green technologies.

Mostly Bs

Your carbon footprint isn't massive but you could try to make it smaller. Why not take small steps to be more energy efficient by recycling often and swapping normal light bulbs for energy-saving ones.

Mostly Cs

Uh-oh! Your carbon footprint could be very big. Travel by car and plane produces a lot of carbon dioxide. You could walk more often and think about encouraging recycling and energy efficiency at home.

History

Doddle Quizzes

- Norman Conquest
- The Black Death
- Magna Carta
- Peasants Revolt

ICT

You have to complete a series of exercises and assessments which you will find when you log into Doddle. Your ICT teacher will check these in September.

<https://www.doddlelearn.co.uk/app/login>

Maths

You have been set tasks to do on Hegarty Maths which will enable you to recap some of the work covered during this year. You must watch the associated video clips, complete the questions in your book and use green pen to correct work you don't get right first time. Your teacher will ask to see this work in September.

Year 7 - 8 MFL Summer homework

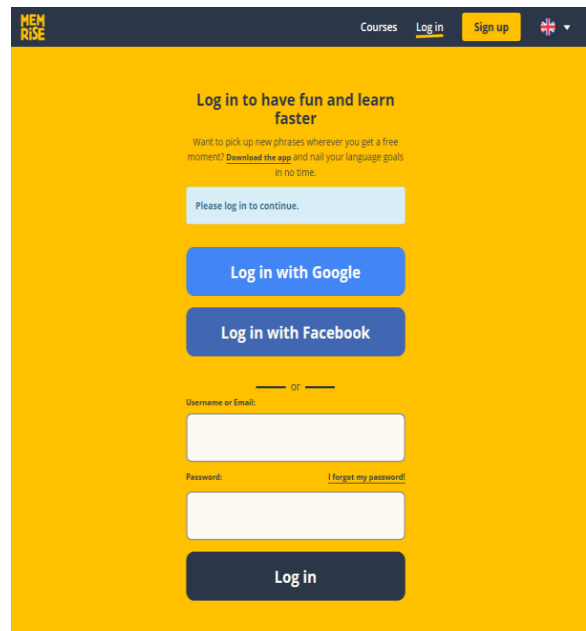
INSTRUCTIONS FOR PUPILS STUDYING **FRENCH**:

Step 1:

Go to the following website

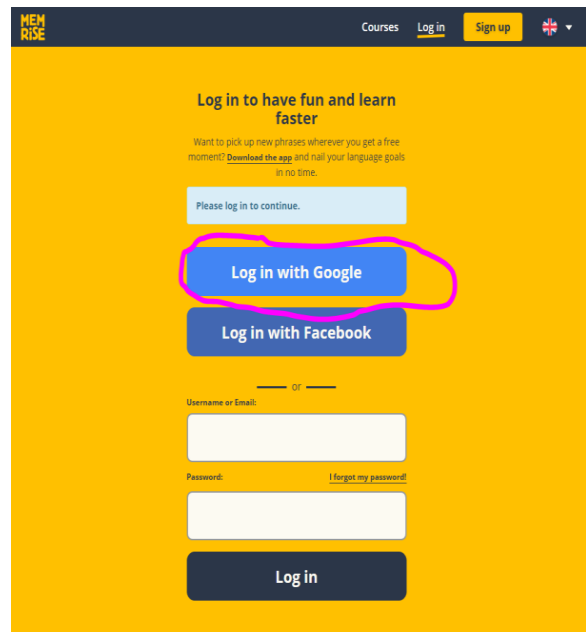
<https://www.memrise.com/group/409722/>

You must copy the link **exactly, including the numbers.**



Step 2:

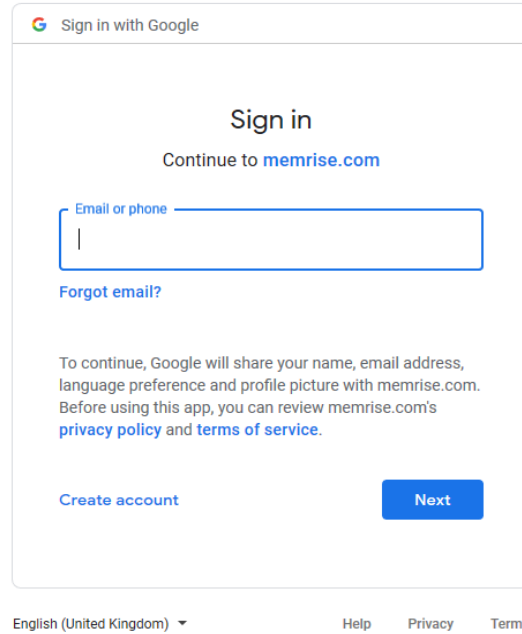
Click LOG IN WITH GOOGLE.



Step 3:

Enter your Google login details.

If you are using Google Chrome and already logged into Google, you might not need to enter your email/password.

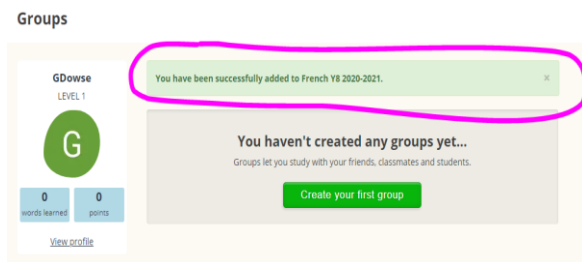


Step 4:

It is very important you see this green box that says "you have been successfully added to French Y8 2020-2021".

If you **do not** see this box, you need to copy and paste this link into your browser:

<https://www.memrise.com/group/409722/>



Step 5:

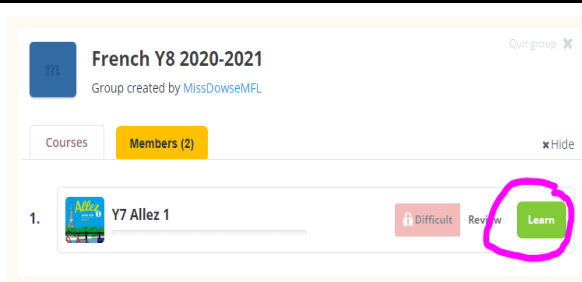
Start learning.

You need to work through the activities to gain points.

You need to earn 15,000 points in total.

The most effective technique is to do 5-10 minutes a day 2-3 times a week.

Now you have signed up, you can also download the Memrise app and complete the activities on your phone/tablet.



Year 7 - 8 MFL Summer homework

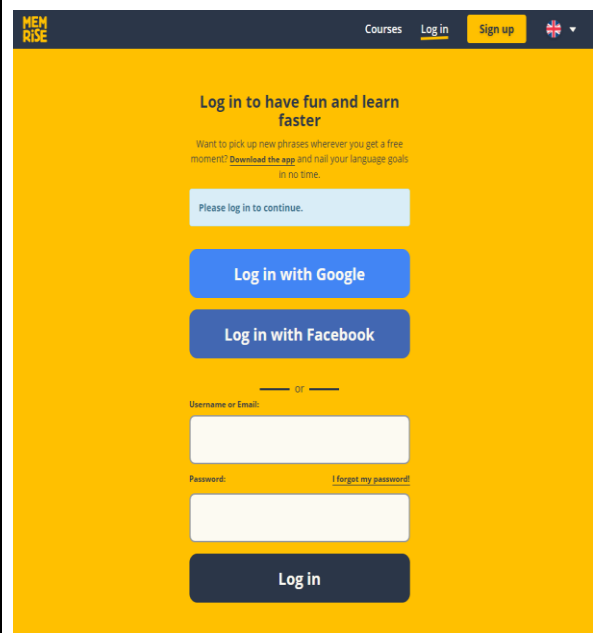
INSTRUCTIONS FOR PUPILS STUDYING **SPANISH**:

Step 1:

Go to the following website

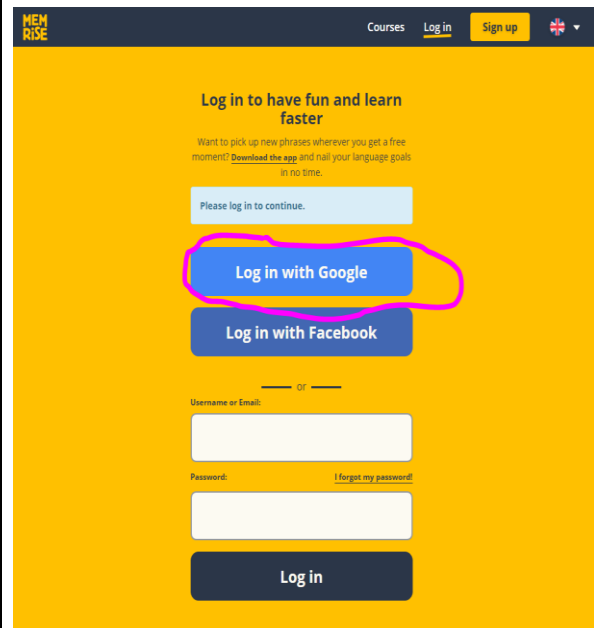
<https://www.memrise.com/group/409723/>

You must copy the link **exactly, including the numbers.**



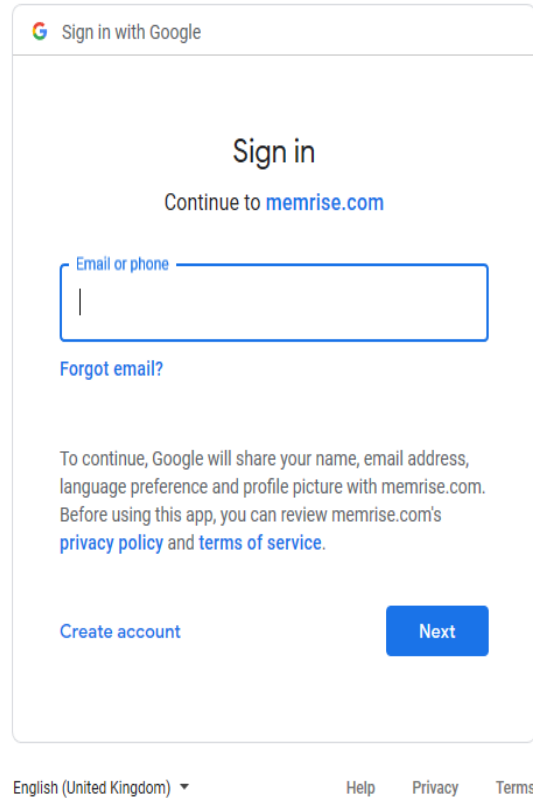
Step 2:

Click LOG IN WITH GOOGLE.



Step 3:
Enter your Google login details.

If you are using Google Chrome and already logged into Google, you might not need to enter your email/password.

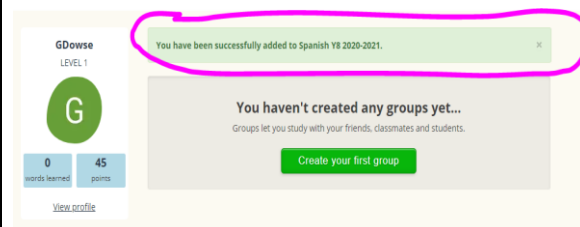


The screenshot shows the Google sign-in interface. At the top, it says "Sign in with Google". Below that, the heading "Sign in" is followed by "Continue to memrise.com". There is a text input field labeled "Email or phone" with a vertical cursor. Below the field is a link for "Forgot email?". A paragraph of text explains that Google will share user information with memrise.com and provides links to the "privacy policy" and "terms of service". At the bottom, there are two buttons: "Create account" and "Next". The footer includes "English (United Kingdom)", "Help", "Privacy", and "Terms".

Step 4:
It is very important you see this green box that says "you have been successfully added to Spanish Y8 2020-2021".

If you **do not** see this box, you need to copy and paste this link into your browser:

<https://www.memrise.com/group/409723/>

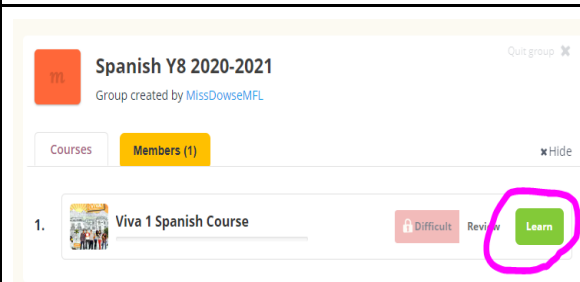


Step 5:
Start learning.
You need to work through the activities to gain points.

You need to earn 15,000 points in total.

The most effective technique is to do 5-10 minutes a day 2-3 times a week.

Now you have signed up, you can also download the Memrise app and complete the activities on your phone/tablet.



Music

Log into the website <https://www.incredibox.com> and using the software create your own compositions using the loops provided. Spend some time getting used to the format and when you feel confident and have tried all the loops then you can start recording your first composition. Compose as many pieces as you like over the summer but then select your best completed three compositions. Then save & share.

PE

The 3 sports you will be learning about in the Autumn term will be basketball, netball and football. For your PE summer homework you must choose one of the 3 sports and draw a diagram of the playing surface. Your diagram must be labelled (lines, markings, boundaries, zones, etc.) and must include the playing positions (pg,sg,sf,pf,c for basketball gk, lb,cb,cb,rb,lm,cm,cm,rm,st,st for football and gk,gd,wd,c,ga,wa,s for netball). It must be fully coloured, neat and presentable. The best ones will be posted around the PE department. This must be a poster and be larger than an A4 piece of paper ideally A3 or bigger.

RE

Please check Google classroom for your work.

Science

After the summer holiday you will start the second year of the KS3 science course which includes a lot more topics which you will also study in detail at GCSE. You will need to prepare yourself for this and the first 3 units.

Your task is to research and answer the questions. This will ensure that you have revision notes for the end of unit tests. You can create **flash cards, posters, mind maps**- you can use the google doc to complete your notes on. You can use Bitesize, Active Learn and the internet to help you.

We are splitting the homework into three sections and you will have two weeks to complete each section, this should help you to organise your time. Work will be marked in September but make use of the deadlines to organise your time..... 'Little and often'.

Work will be released and due on the following times:

	Set	Due
Biology- Section one	Monday 20th July 2020	Monday 3rd August 2020
Chemistry- Sections two	Monday 3rd August 2020	Monday 17th August 2020
Physics- Section three	Monday 17th August 2020	Monday 31st August 2020

Biology –Food and Nutrition.

1. List the nutrients needed in our diet and explain why each nutrient is needed.
2. Define the following words: Balanced diet, malnutrition, obesity, starvation, heart disease.
3. What is scurvy? What are the symptoms? How is it caused?
4. What is rickets? What are the symptoms? How is it caused?
5. Describe and explain what the parts of the digestive system do? You could include a diagram.
6. Explain how the small intestine is adapted for diffusion
7. Describe what diffusion is.

Chemistry- Combustion

1. What is a hydrocarbon?
2. Explain what combustion is.
3. Describe how we can test for the products of combustion.
4. What are the different types of fire extinguishers and how do each of them work?
5. What is an oxidation reaction? Give an example of a quick oxidation, slow oxidation and useful oxidation reaction.
6. Explain the difference between complete and incomplete combustion.
7. What is the greenhouse effect? How is it linked with climate change?

Physics- Energy transfer

1. Describe how heat can be transferred by conduction (include a diagram)
2. Describe how heat can be transferred by convection (include a diagram)
3. Describe how heat can be transferred by radiation (include a diagram)
4. What is the difference between heat and temperature?
5. Explain how we insulate our homes to stop them from losing heat.
6. What is evaporation?
7. How can you calculate efficiency?

Technology - The summer work is in your google classroom